

Yuki Asia Umbrella Fund Yuki Japan Rebounding Growth Fund USD Hedged Unit Class

2018 LIPPER FUND AWARD, UK
EQUITY JAPAN BEST FUND OVER 3 YEARS
EQUITY JAPAN BEST FUND OVER 5 YEARS



31 MARCH 2022 | PAGE 1 OF 2

FUND PROFILE

OBJECTIVE Long-term capital appreciation through investment in equities of Japanese companies that are achieving EPS growth through the skillful execution of unique business models that are well suited to the economic environment and growth opportunities

APPROACH Intensive bottom-up research (company visits, interviews and fundamental analysis) with utilization of proprietary database of over 3,800 companies

SUITABILITY Institutional investors with a long term view

FUND MANAGER'S COMMENT | OVERVIEW

Our outlook as of March 31 for corporate performance for the fiscal year ending March 2022 for the 2,042 companies that actually announced their forecasts is as follows: ordinary income of ¥64.3 trillion up 35.8% from the previous year, net income of ¥44.7 trillion up 49.5% from the previous year, and gross dividends of ¥15.0 trillion up 13.4% from the previous year. The Japanese stock market fell at the beginning of the month due to rising geopolitical risks surrounding the situation in Ukraine, but then rose as the rate hike by the U.S. FOMC (Federal Open Market Committee) was within the expected range and as crude oil prices fell from elevated levels. Toward the end of the month the stock market was supported by the depreciation of the yen and the lifting of COVID19 restrictions. Although corporate performance is currently strong, close attention needs to be paid to the effects of soaring raw material and fuel prices brought on by tightening economic sanctions against Russia and the impact of China's lockdown due to the re-expansion of the coronavirus there. We think it important to continue to conduct due diligence and select companies that can expect medium- to long-term EPS growth.

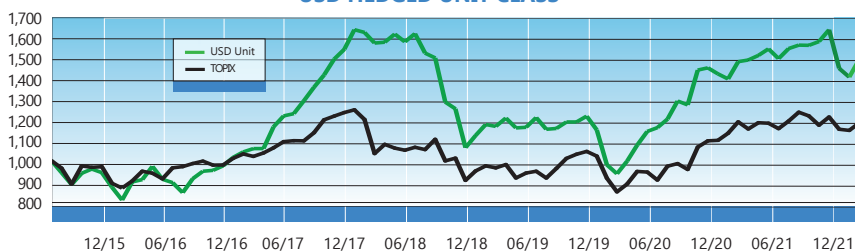
Investment Themes

WITH THIS IN MIND WE ARE BUILDING OUR PORTFOLIO AROUND THE FOLLOWING THEMES:

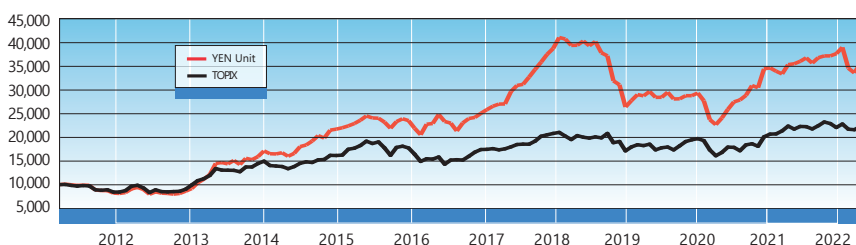
1. Companies that have established highly profitable business models that will enable them to achieve a high level of earnings growth over the medium to long term;
2. Companies with sustainable earnings growth over the medium to long term in the hardware and software fields that contribute to the actualization of IoT and 5G, which are part of the fourth industrial revolution;
3. Companies that contribute to customer productivity improvement by providing services using IoT and 5G;
4. Companies that use environmental regulation and energy saving problem solving as opportunities for growth through research and development;
5. Japanese bellwether companies with EPS growth and low stock price volatility.

PERFORMANCE CHART

USD HEDGED UNIT CLASS



YEN UNIT CLASS



FUND FACTS

Market Coverage	Japanese Equities	
Currency	U.S. Dollar, Japanese Yen, or Euro	
Inception Date	19 August 2015	USD Hedged Unit Class
	30 March 2011	Yen Unit Class
	01 May 2018	EUR Hedged Unit Class
ISIN Code	IE00BVRZ9185	USD Hedged Unit Class
	IE00B3VGSP84	Yen Unit Class
	IE00BDRTDF67	EUR Hedged Unit Class
Bloomberg Code	YUKIUSD:ID	USD Hedged Unit Class
	YUKIJPY:ID	Yen Unit Class
	YUKIEUR:ID	EUR Hedged Unit Class
Total Net Asset	¥6,615 Million	
	-\$11 Million	USD Hedged Unit Class
	-\$4.847 Million	Yen Unit Class
	-€3.10 Million	EUR Hedged Unit Class
Unit NAV	\$1,485.45	USD Hedged Unit Class
	¥36,068	Yen Unit Class
	€876.04	EUR Hedged Unit Class
Legal Classification	UCITS regulated by Central Bank of Ireland	
Listed	Irish Stock Exchange	
Reporting Year End	July	
Subscription / Redemption	Daily	
Minimum Investment	\$10,000	USD Hedged Unit Class
	¥1,000,000	Yen Unit Class
	€10,000	EUR Hedged Unit Class
NAV Calculations	Daily	
Manager	Carne Global Fund Managers (Ireland) Ltd Dublin	
Trustee	BNY Mellon Trust Company (Ireland) Ltd Dublin	
Investment Manager	Yuki Management & Research Co. Ltd Tokyo	
Fund Manager	Magotaka Oshitani	
Administrator	BNY Mellon Fund Services (Ireland) DAC Dublin	
Auditor	PricewaterhouseCoopers Dublin	
International Placing Agent	Yuki-Co, LLC	

CONTACTS

For Fund Prospectus & Application Form:
Transfer Agent
BNY Mellon Fund Services (Ireland) DAC

Tel: +353 1 900 4590
e-mail: yuki@bnymellon.com

For Further Fund Information:
International Placing Agent
Jeff Collett
Yuki-Co LLC
2173 Walker Lane
Holladay, UT 84117 USA

Tel: +1 (801) 554-5191
e-mail: jeffcollett@yukico-llc.com
www.yukifunds.com

Yuki Asia Umbrella Fund Yuki Japan Rebounding Growth Fund USD Hedged Unit Class

2018 LIPPER FUND AWARD, UK
EQUITY JAPAN BEST FUND OVER 3 YEARS
EQUITY JAPAN BEST FUND OVER 5 YEARS



31 MARCH 2022 | PAGE 2 OF 2

FUND MANAGER'S COMMENT | REVIEW

Through company visits and participation in earnings announcement meetings, the fund manager added new positions, confirmed existing positions, and increased the weightings of some positions. One company of note is JEOL Ltd. (6951), which continues to receive a high-level of orders for semiconductor mask drawing equipment. The company continues its market monopoly as the only one in the world that can make the mask drawing devices used for EUV exposure using the multi-beam method. In order to meet the growing demand in the EUV exposure equipment market for the next three years, the company completed a new factory in October last year and expanded its production capacity by about 2-3 times. In addition, the company has improved its productivity as major customers have begun shifting from the conventional single-beam to the multi-beam method to achieve not only state-of-the-art EUV exposure, but also to improve the non-defective rate for masks used in layers. We have increased our weight in JEOL as it expands its target market and we anticipate sales and profit growth over the medium to long term.

FEES

Manager	0.015%
Administrator	0.085% - 0.025%
Trustee	0.02%
Investment Manager & Placing Agent	1.50%
Hedge Cost	0.07%

Please see prospectus for details
[minimum charge may apply]

PERFORMANCE DATA

USD HEDGED UNIT CLASS

	YTD	1M	3M	6M	1Y	3Y	5Y	Inception
FUND	-8.6%	6.2%	-8.6%	-4.3%	0.8%	27.6%	40.4%	48.5%
TOPIX <small>[excl. dividends]</small>	-2.3%	3.2%	-2.3%	-4.1%	-0.4%	22.3%	28.7%	18.1%

*Note: TOPIX figures are stated in USD terms for this table.

YEN UNIT CLASS

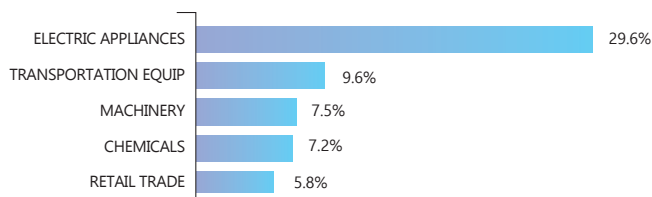
	YTD	1M	3M	1Y	3Y	5Y	10Y	Inception
FUND	-8.6%	6.2%	-8.6%	0.9%	24.2%	32.2%	283.05%	260.7%
TOPIX <small>[excl. dividends]</small>	-2.3%	3.2%	-2.3%	-0.4%	22.3%	28.7%	77.38%	124.7%

TOP HOLDINGS

1 Shinko Electric Ind. (6967)	3.8%
2 Toyota Motor Corp (7203)	3.7%
3 Kadokawa Corp (9468)	3.6%
4 Maruwa Co. Ltd (5344)	3.5%
5 Ebara Corp (6361)	3.3%
6 Tokyo Electron Ltd (8035)	3.3%
7 Sony Group (6758)	3.0%
8 Ibiden Co Ltd (4062)	3.0%
9 JEOL (6951)	2.7%
10 Dexcel Corp (4980)	2.7%

TOTAL **32.6%**

SECTOR BREAKDOWN



FUND MANAGER'S COMMENT | Future Strategy

The Japanese market ended positive in March. There was a worldwide risk-off phase through February, but our analysis is that March was a month when the market turned its focus to fundamentals, and companies with good earnings that were sold off in January-February were the focus of buy backs. The rise in growth stocks and companies valued at fair value was particularly notable. Volatility due to geopolitical risk is expected to continue, but the U.S. FRB's interest rate policy decision has set the direction for the stock market, and we believe that going forward companies will be selected with an emphasis on fundamentals. Since the PER ratio (12.5x) of growth stocks is lower than the Japanese market overall (14.9x), we believe there is room for a rise in stock price for companies with reasonable PERs. Our analysis is that companies with unique business models and high market share will be able to sustain sales growth from the next fiscal year onward and will be able to pass on price increases even in inflationary conditions such as rising raw material prices, so EPS growth will also be sustainable. For this reason, we anticipate that the flow of investment into growth companies will continue post-Coronavirus. Our investment policy is to focus on fundamentals, building a portfolio focused on companies undergoing a high rate of change with a superior market advantage. We will adjust our position weightings based on target prices using our 3-year earnings estimates, and thoroughly analyze and evaluate company earnings to focus our investments on companies that we expect will improve profits over the medium to long term and have high EPS growth momentum based on unit sales growth.

DISCLAIMER: This material is intended to report solely on the investment strategies and opportunities identified by Yuki. Additional information is available upon request. Information herein is believed to be reliable but Yuki does not warrant its completeness or accuracy. Opinions and estimates constitute Yuki's judgement and are subject to change without notice. Past performance is not indicative of future results. The material is not intended as an offer or solicitation for the purchase or sale of any financial instrument. Yuki and/or its affiliates and employees may hold a position or act as advisor to such issuer. The investments and strategies discussed herein may not be suitable for all investors; if you have any doubts you should consult your own advisor or broker. The material is not intended to provide, and should not be relied on for, accounting, legal or tax advice, or investment recommendations. You should consult your tax or legal adviser about the issues discussed herein. The investments discussed may fluctuate in price or value. Investors may get back less than they invested. Changes in rates of exchange may have an adverse effect on the value, price or income of investments.